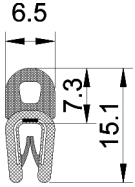
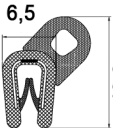
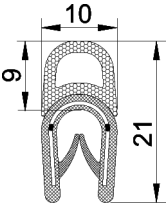
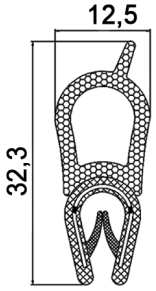
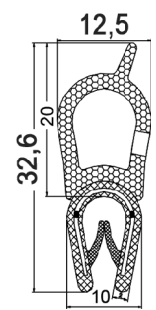
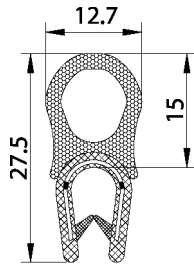
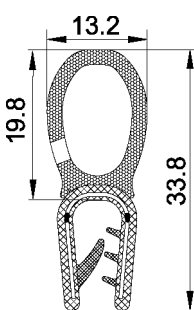
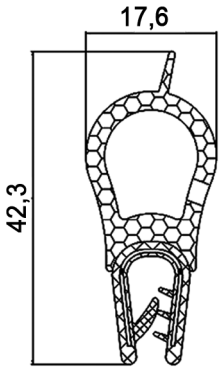
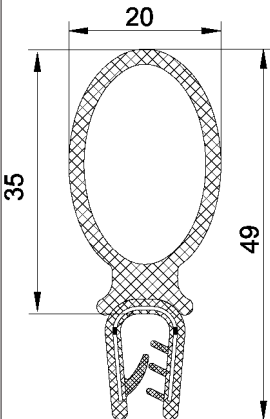
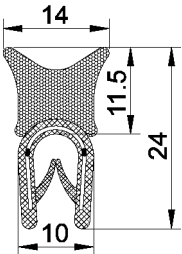
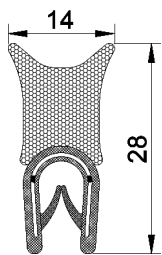


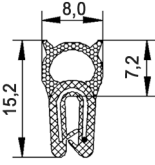
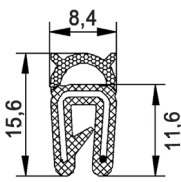
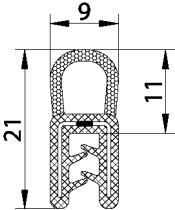
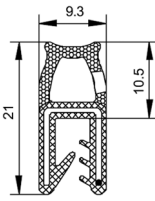
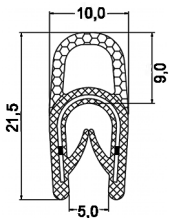
## PROFILS DE PVC + CAOUTCHOUC À ARMATURE MÉTALLIQUE

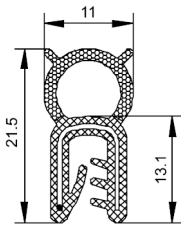
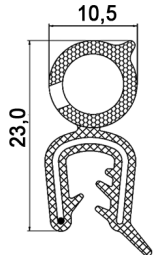
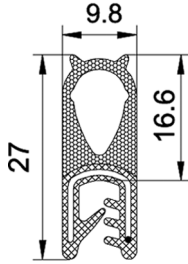
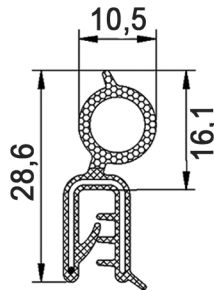
Plan 1:1	Référence	Couleur	Epaisseur de tôles mm	Commande minimum m.
	PG0001	noir	1,0 - 2,0	100
	PG0034	noir	1,0 - 2,0	1.000
	PG0002	noir	1,0 - 4,0	50

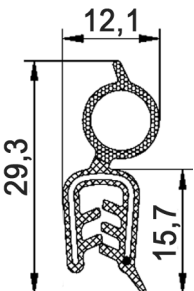
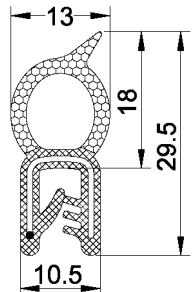
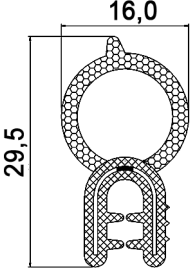
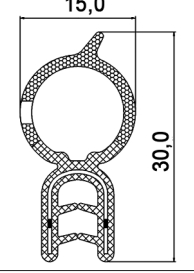
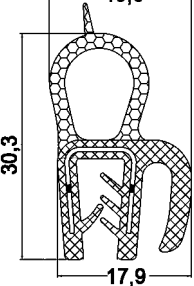
Plan 1:1	Référence	Couleur	Epaisseur de tôles mm	Commande minimum m.
	PG0031	noir	1,0 - 4,0	1.000
	PG0008	noir	1,0 - 4,0	50
	PG0003	noir	1,0 - 4,0	50
	PG0004 PG0005 PG0006	noir noir noir	1,0 - 2,5 2,0 - 4,0 4,0 - 6,0	50 50 50

Plan 1:1	Référence	Couleur	Epaisseur de tôles mm	Commande minimum m.
	PG0030	noir	2,0 - 4,0	1.000
	PG0007 Tube de EPDM compact	noir	2,0 - 4,0	25
	PG0009	noir	1,0 - 4,0	50
	PG0010	noir	1,0 - 4,0	50

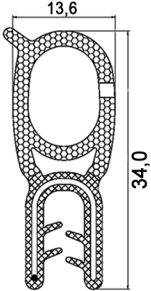
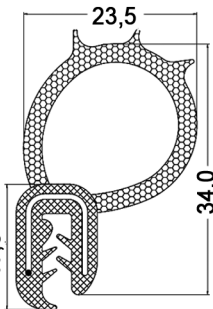
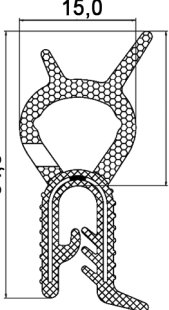
## PROFILS DE CAOUTCHOUC + CAOUTCHOUC À ARMATURE MÉTALLIQUE

Plan 1:1	Référence	Couleur	Epaisseur de tôles mm	Commande minimum m.
	GG0001	noir	0,5 - 1,5	200
	GG0002	noir	1,0 - 2,0	100
	GG0003	noir	1,0 - 2,5	100
	GG0004	noir	1,0 - 3,0	100
	GG0089 EPDM IGNIFUGE	noir	1,0 - 4,0	1.000

Plan 1:1	Référence	Couleur	Epaisseur de tôles mm	Commande minimum m.
	GG0005 EPDM GG0006 NBR	noir noir	1,0 - 3,0 1,0 - 3,0	100 100
	GG0059	noir	2,5 - 3,5	1.000
	GG0007	noir	1,0 - 3,5	100
	GG0008	noir	1,0 - 2,5	1.000

Plan 1:1	Référence	Couleur	Epaisseur de tôles mm	Commande minimum m.
	GG0009	noir	1,5 - 3,5	100
	GG0010 GG0011	noir noir	1,0 - 2,5 2,0 - 4,0	100 100
	GG0051	noir	2,5 - 4,0	1.050
	GG0052	noir	2,0 - 3,0	1.000
	GG0093	noir	3,0 - 4,0	1.000

Plan 1:1	Référence	Couleur	Epaisseur de tôles mm	Commande minimum m.
	GG0012	noir	1,0 - 3,0	50
	GG0060	noir	1,0 - 2,0	1.000
	GG0013	noir	1,0 - 3,0	51
	GG0061	noir	2,5 - 4,0	1.050
	GG0056 EPDM IGNIFUGE	noir	2,0	1.000

Plan 1:1	Référence	Couleur	Epaisseur de tôles mm	Commande minimum m.
	GG0062	noir	1,5 - 3,5	1.050
	GG0063	noir	2,0 - 3,0	1.000
	GG0058	noir	2,0 - 3,0	1.000